



Semi-Custom Made (SCM) Order Form Model TOE Series



Company name _____ Email _____ Tel _____ Fax _____ Contact person / Account no. _____ Order date _____ PO no. _____

Disclaimer - Please explain to the patient and ensure the patient understands that:

- 1. It is not possible to fabricate the appearance of the prosthesis exactly same as the sound side.
2. The size of the prosthesis may not match to the sound side, it depends on the condition of the residual limb.
3. The color of our silicone prosthesis may not match to the patient's skin tone and that, please therefore do not expect that the silicone prostheses match the patients' skin tone at all time.
4. The lives of the prosthesis depend on the environment, usage and maintenance.
5. The warranty policy of Regal silicone prosthesis, please refer to Regal catalogue 2015 v.3.1 page 154-155.
6. The leadtime is 14 - 21 working days for Trial Prosthesis, and 14 working days for Final Prosthesis. Delivery time may be affected by the missed or rescheduled appointments, delayed shipment or other causes beyond our control. Note: The leadtime is counted from the date of complete information is confirmed by Regal
7. The Trial Prosthesis is strictly for the purpose of checking the color and the suitability, not for long term use or re-sell, and should be return to Regal upon requested.

** By sending this order form to Regal Prosthesis Limited, you agree and, where required, consent to the collection, use and transfer of your information as set out in our Privacy Policy. Please read the policy in our web site www.regalprosthesis.com or Mobile APP, and understand it before placing any order.

Prosthetist Signature _____ Date _____

Ordering procedure:

- 1. Take applicable external measurements of the patient's sound and residual sides; draw 1:1 outline and enter data into the following pages. Note: If the measurement difference between the order form and the cast is less than 4%, we shall choose the smaller measurements for fabrication. (Refer to Regal Technical Guide 2015 page 4)
2. Using the color sample from Regal, select the color that closely resembles the patient's sound and residual sides and enters into the following pages. (Refer to Regal Technical Guide 2015 page 5)
3. Take photos of the residual and sound sides.
4. Using the photos in the catalogue (2015), select the size that most closely resembles the patient's sound side and enters into the following pages. Note: The model and size of the final prosthesis depend on the measurement and the size chosen. The size of the final prosthesis may not be the same as the size chosen in this order form. (Refer to Regal Catalogue 2015 v.3.1 page 110-137)
5. Cast the sound and residual sides in the preferred natural position. Positive cast is normally larger than the actual residual limb, it is essential that the cast dimension matches the actual residual limb dimension. Note 1: The data accuracy determines the number of trial fitting which in turns the total leadtime of the final prosthesis. Note 2: The prosthesis' interior custom filling will be made according to the modified cast. Thus, the cast dimension must reflect the actual residual limb dimension. (Refer to Regal Technical Guide 2015 page 6-7)
6. Mark casts with the patient name, APML alignment and sensitive area.
7. Securely wrap the cast before sending out. As casts can be broken easily during transportation.



Semi-Custom Made (SCM) Order Form
Model TOE Series



Patient name _____ Age _____ Sex _____ Occupation _____

Patient contact number / E-mail _____

Side and Level of amputation _____

Note 1: If the residual limb still swelling, the prosthesis may not fit the residual limb after the swelling is gone.

Note 2: Avoid wearing the prosthesis while there are unhealed cuts or sores on the residual limb, and the prosthesis should only be worn after the cuts or sores are completely healed.

Note 3: If the residual limb is sensitive, please modify the cast to relieve the sensitive area.


Model TOE Series			Regal Catalogue 2015 v.3.1 page	Order Code	Enter Code
Basic Specification	Models	please refer to catalogue 2015 v.3.1 page 106 - 107			
	Size	please refer to catalogue 2015 v.3.1 page 110 - 137			
	Side	Left / Right		L / R	
	Color - Single	use color sample from Regal			
	SCM	Semi-Custom Made	7	SCM	SCM
Options: Aesthetics and Surface Enhancement	Color	Dual Coloring (e.g. D3 - P2)	14	D / P	
		Custom Coloring (color sample is required)		CC	
	Nails, Hairs	X Series	16	X	
		- Hair Dimension (2D, 3D)		2D / 3D	
		- Hair Color (Brown-Black, Brown, Black)		BB / BR / BL	
	Acrylic Nails	17	ACRN		
Smooth Coating	Smooth Coating	19	SC		
Options: Structural Changes	Custom Filling	- Silicone	21	S	
Other	Gluing	Medical Adhesive for suspension	143	4-02-MAD	
Extend the proximal end by 15 – 20 mm ? (For TOE1S.)				<input type="checkbox"/> YES / NO <input type="checkbox"/>	
Any special trimming requirement ? (If yes, please ensure to mark the trim line.)				<input type="checkbox"/> YES / NO <input type="checkbox"/>	
Return the cast with Final Prosthesis ? (Please be informed that we already adopted the 3D scanning technique to keep the data of plaster cast / wax cast, thus the plaster cast / wax cast from customers will be disposed during the fabrication process)				<input type="checkbox"/> YES / NO <input type="checkbox"/>	

Remark: _____

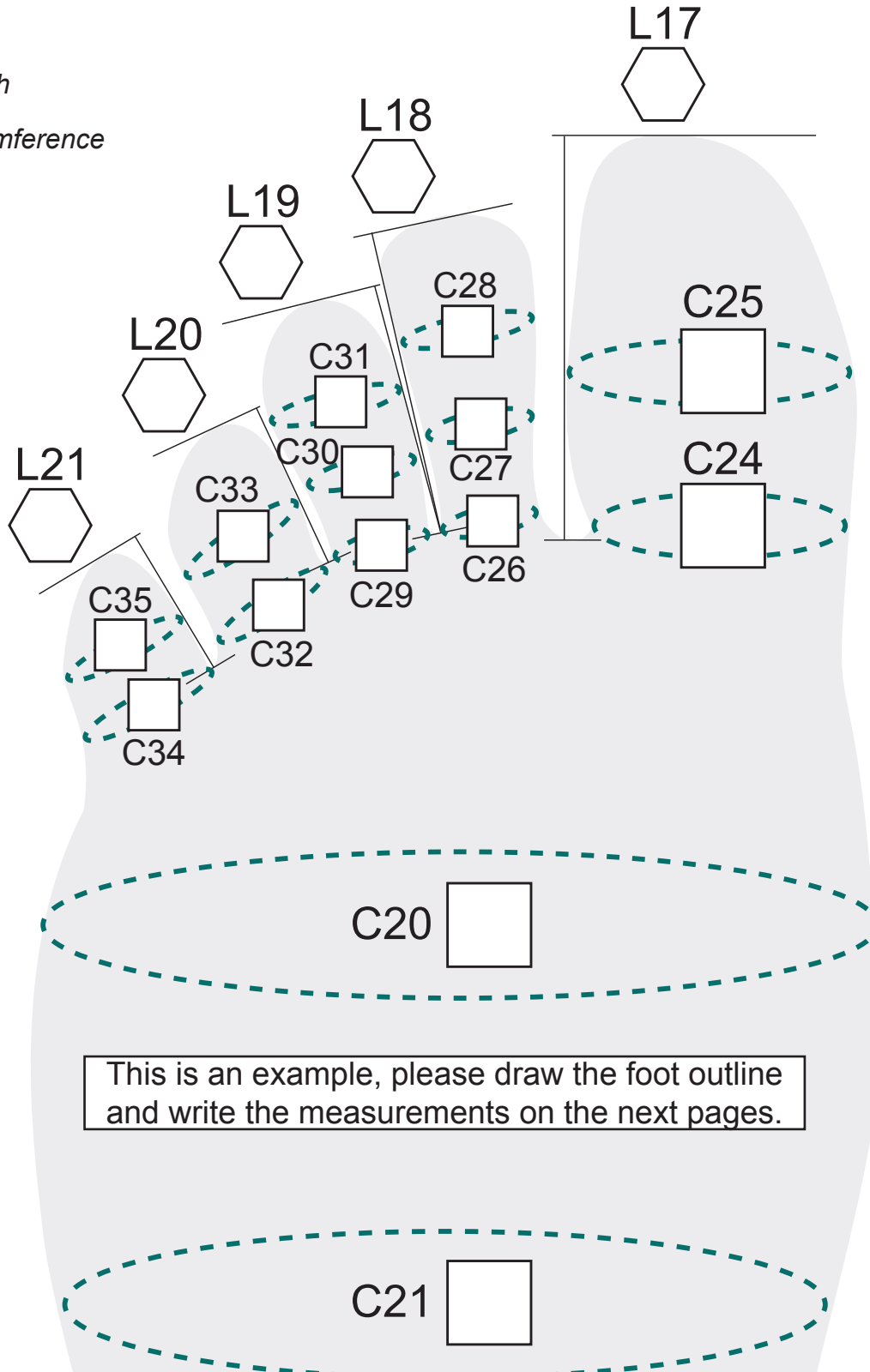
Semi-Custom Made (SCM) Order Form Model TOE Series

Guideline for 1:1 Drawing

1. Fill in all the measurements in (mm inch) at the following pages that requested as below.
2. Mark sensitive areas with a "+" (plus sign) on the diagram.
3. The Trial Prosthesis fitting is most successful when the greatest number of measurements are recorded and may be able to make slight modifications to the order form.

 = Length

 = Circumference

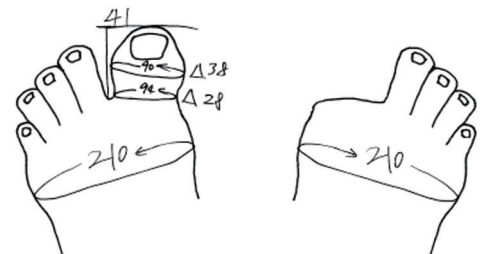




Please draw 1:1 outline of the Residual and Sound sides (use separate sheet if necessary) and enter measurements as requested by the guideline on page 3.

Plantar Side Face Down (Residual and Sound Sides)

Example



*This information does not replace cast. It should be provided as additional information.